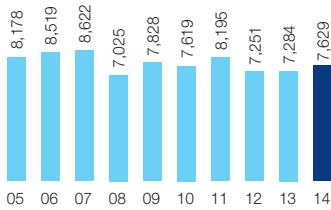


Ten year record

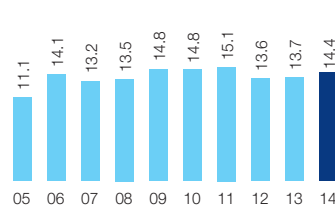
Underlying profit before tax (£'000)

£7.6m



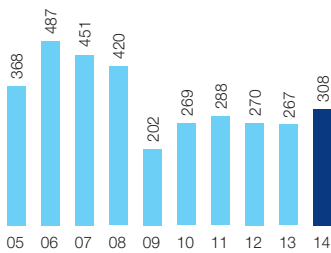
Underlying earnings per share (p)

14.4p



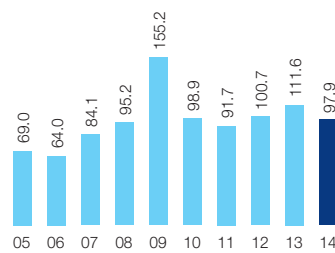
Net assets per share (p)

308p



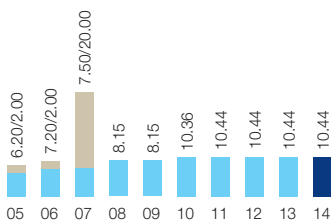
Gearing (%)

97.9%



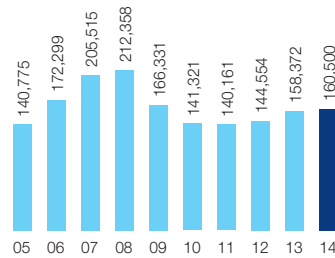
Dividends per share (p)

10.44p



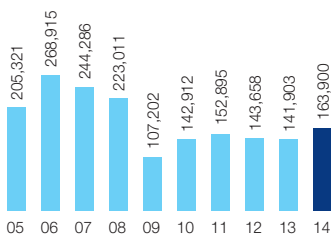
Borrowings (£'000)

£160.5m



Net assets (£'000)

£163.9m



Basic earnings per share (p)

51.6p

